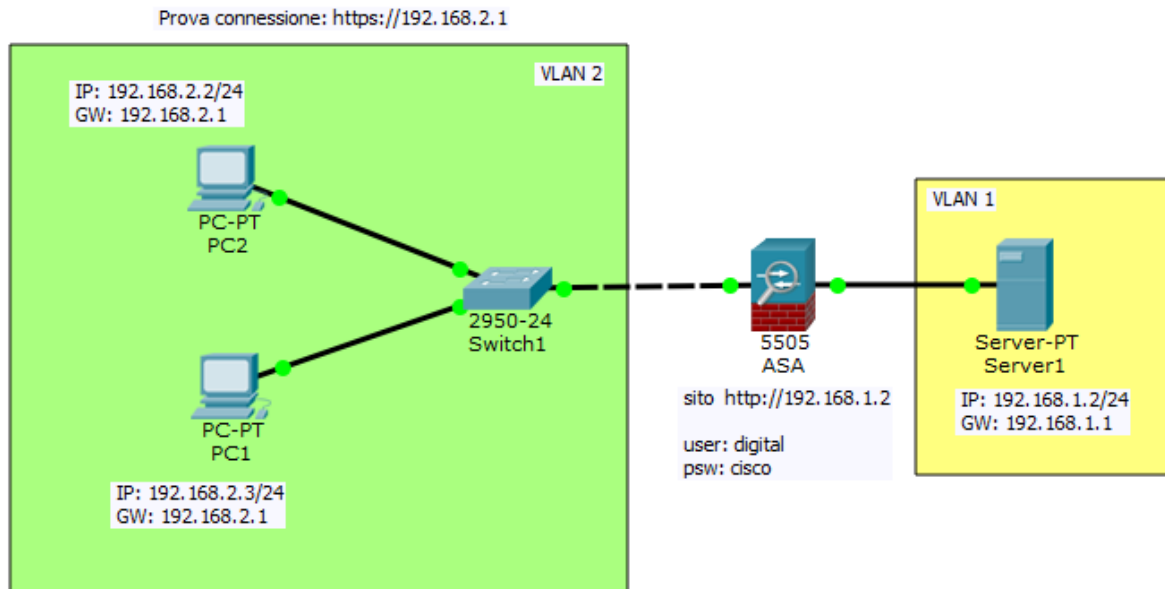


Configurazione ASA CISCO Firewall



Tratto da **Informatica Redes 180 VPN SSL y configuracion ASA**

<https://www.youtube.com/watch?v=7if63xA42wM> ([spagnolo](#))

Configurazione CLI

ASA

Testando port ethernet

```
ciscoasa>
ciscoasa>enable
Password:
ciscoasa#configure terminal
ciscoasa(config)#interface Ethernet0/0
ciscoasa(config-if)#
ciscoasa(config-if)#exit
ciscoasa(config)#interface Ethernet0/1
ciscoasa(config-if)#
```

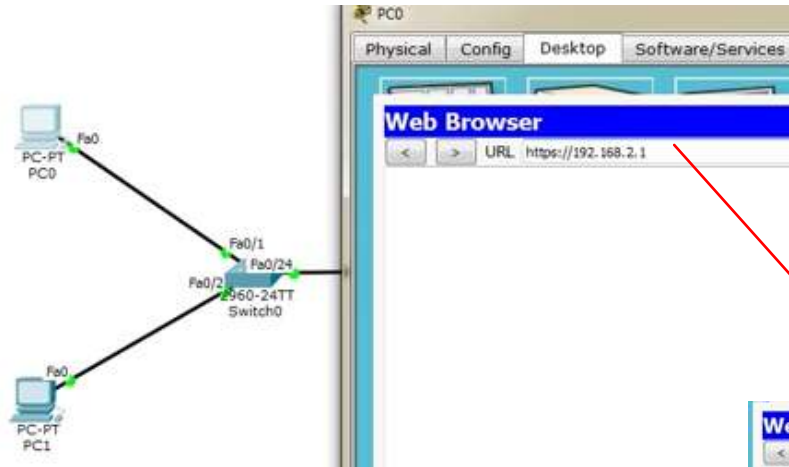
Configurazione terminale / interfaccia Vlan2

```
ciscoasa#conf term
ciscoasa (config) #int vlan2
ciscoasa (config-if) #ip address 192.168.2.1 255.255.255.0
```

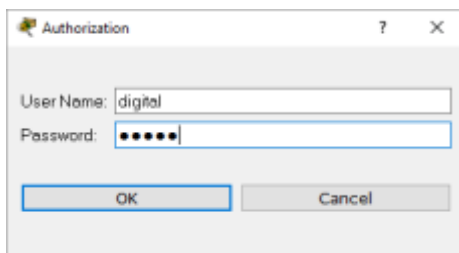
```
ciscoasa(config-if)#int ethernet 0/0
ciscoasa(config-if)#no shutdown
ciscoasa(config-if)#exit
```

```
ciscoasa(config)#webvpn
ciscoasa(config-webvpn)#enable outside
INFO: WebVPN and DTLS are enabled on 'outside'.
ciscoasa(config-webvpn)#exit
```

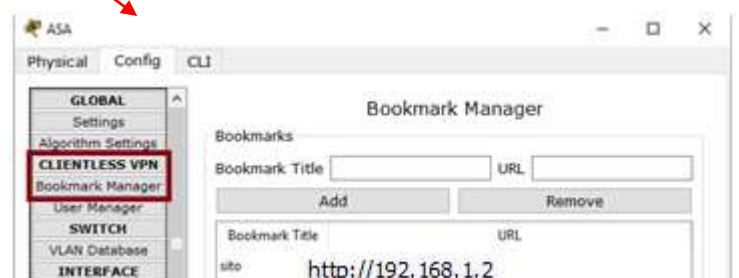
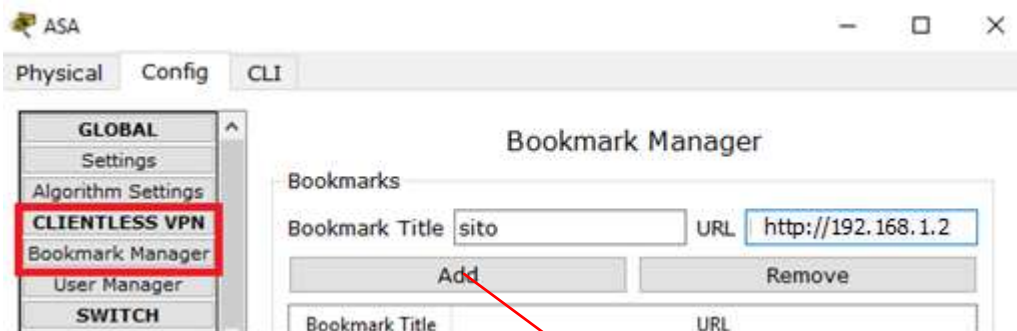
Prova di connessione

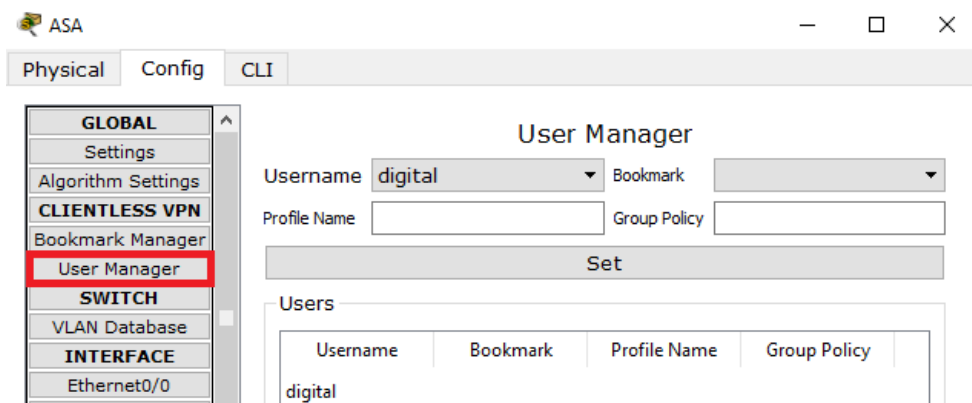


ciscoasa(config)#username **digital** password **cisco**



<https://192.168.2.1/{9b524923-be82-46b7-98b0-95910c7d0efa}> *scheda tunnel*



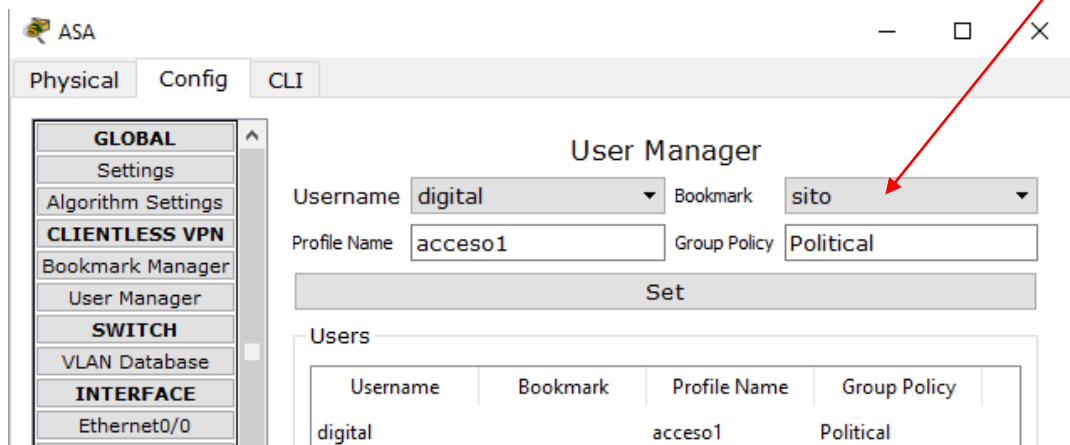


```

ciscoasa(config)#group-policy Political internal
ciscoasa(config)#group-policy Political attributes
ciscoasa(config-group-policy)#webvpn
ciscoasa(config-group-webvpn)#url-list value sito
ciscoasa(config-group-webvpn)#tunnel-group acceso1 type remote-access
ciscoasa(config)#tunnel-group acceso1 general-attributes
ciscoasa(config-tunnel-general)#default-group-policy Political
ciscoasa(config-tunnel-general)#username digital attributes
ciscoasa(config-username)#vpn-group-policy Political
ciscoasa(config-username)#exit

```

inserire





welcome to cisco packet tracer. opening doors to new opportunities. mind wide open.

quick links:

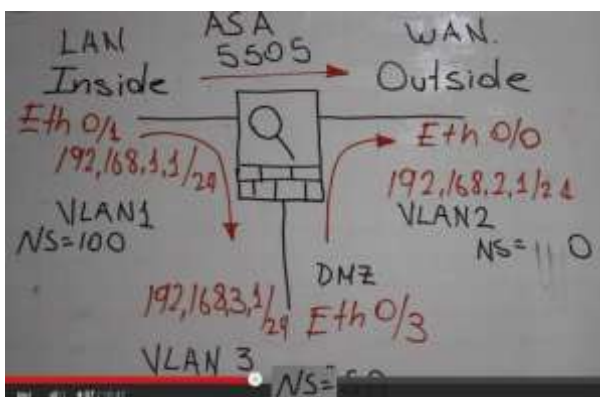
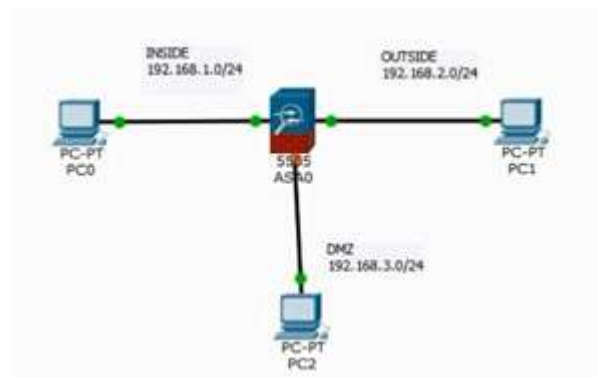
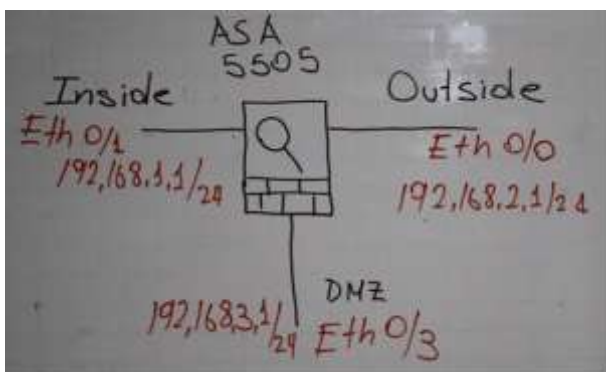
[a small page](#)

[copyrights](#)

[image page](#)

[image](#)

Configurazione ASA CISCO Firewall – con zona DMZ



Da <https://www.youtube.com/watch?v=tiZiUPCnn5Q>

(spagnolo)